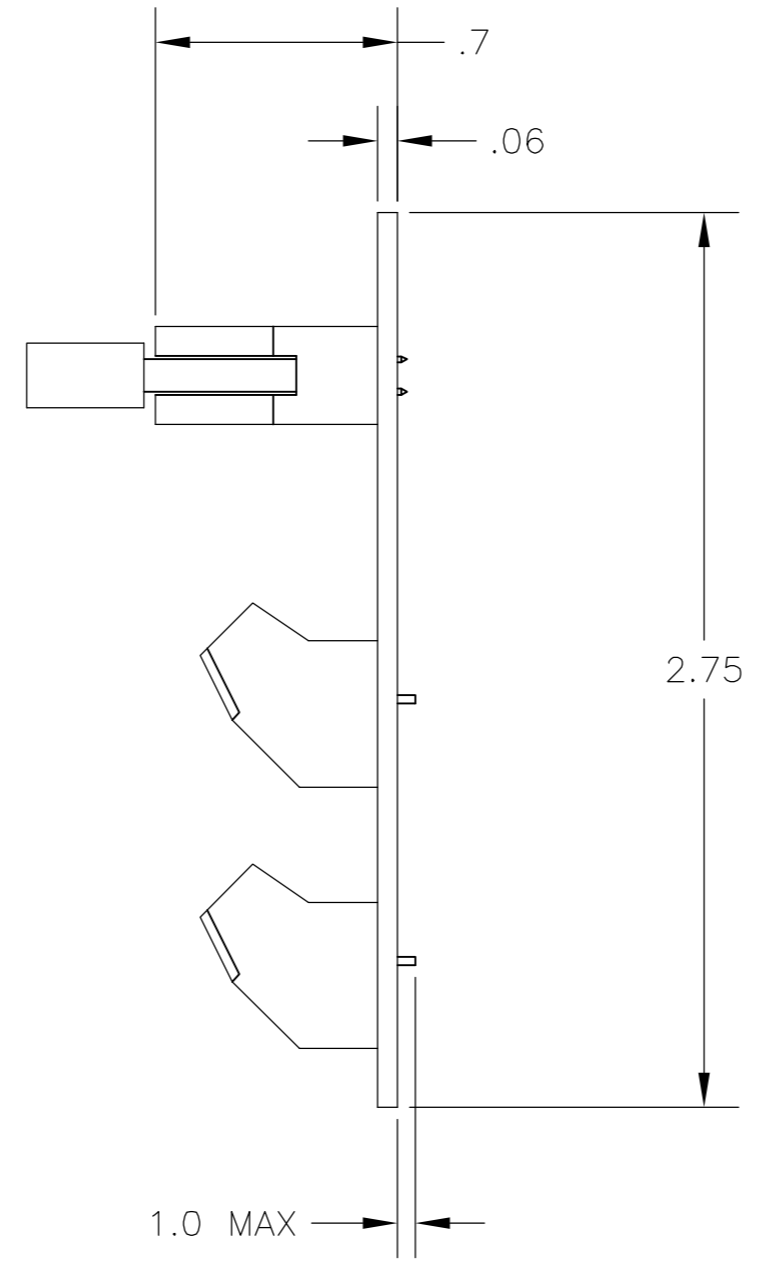
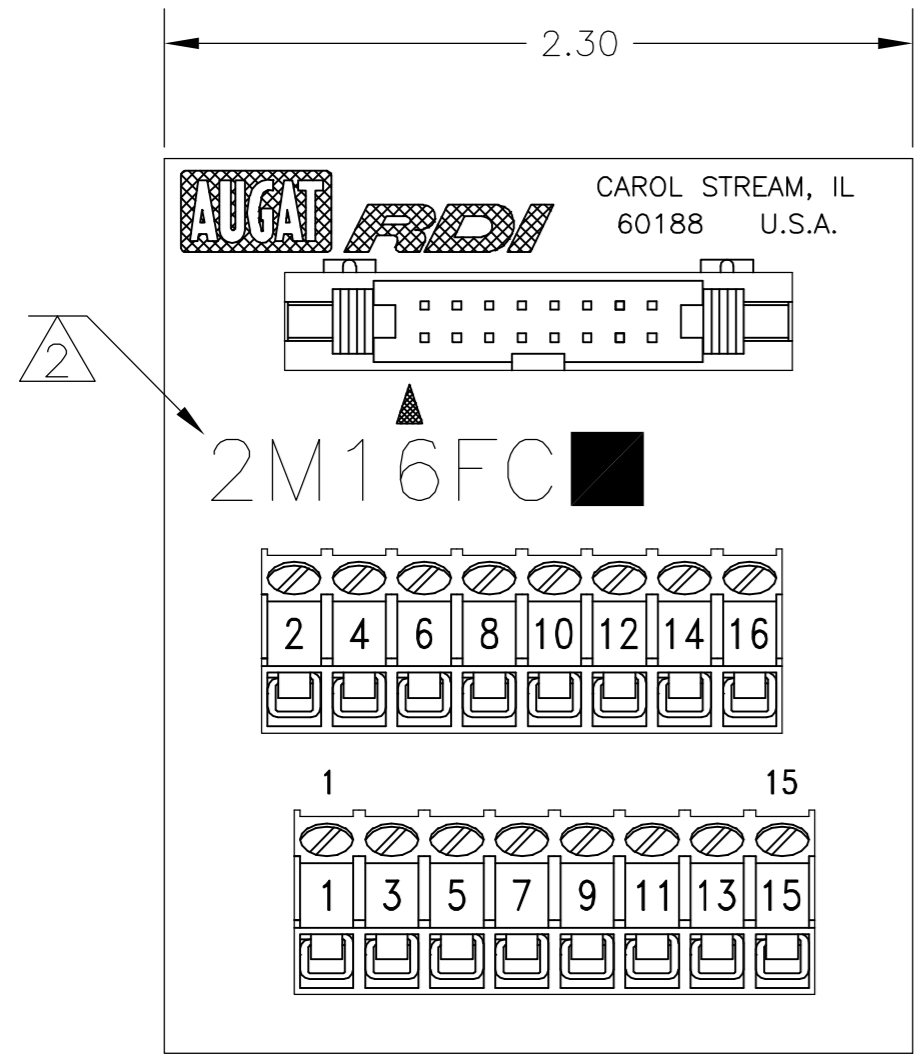


THIS DRAWING IS UNPUBLISHED. RELEASED FOR PUBLICATION  
 © COPYRIGHT BY TYCO ELECTRONICS CORPORATION. ALL RIGHTS RESERVED.

LOC		DIST		REVISIONS			
P	LTR	DESCRIPTION	DATE	DWN	APVD		
	A	REVISED PER ECO-05-10413	9/30/05	SS	SRY		



**HEADER:**  
 MATERIALS:  
 HEADER: COPPER ALLOY, GOLD PLATE, 94V-0 THERMOPLASTIC.  
 CONNECTOR: COPPER ALLOY, GOLD PLATE, 94V-0 THERMOPLASTIC.

**ELECTRICAL:**  
 RATING: 1 AMPERE MAX. (CONNECTOR).

**MECHANICAL:**  
 WIRE RANGE: 26-30 AWG SOLID, 28 AWG STRANDED.

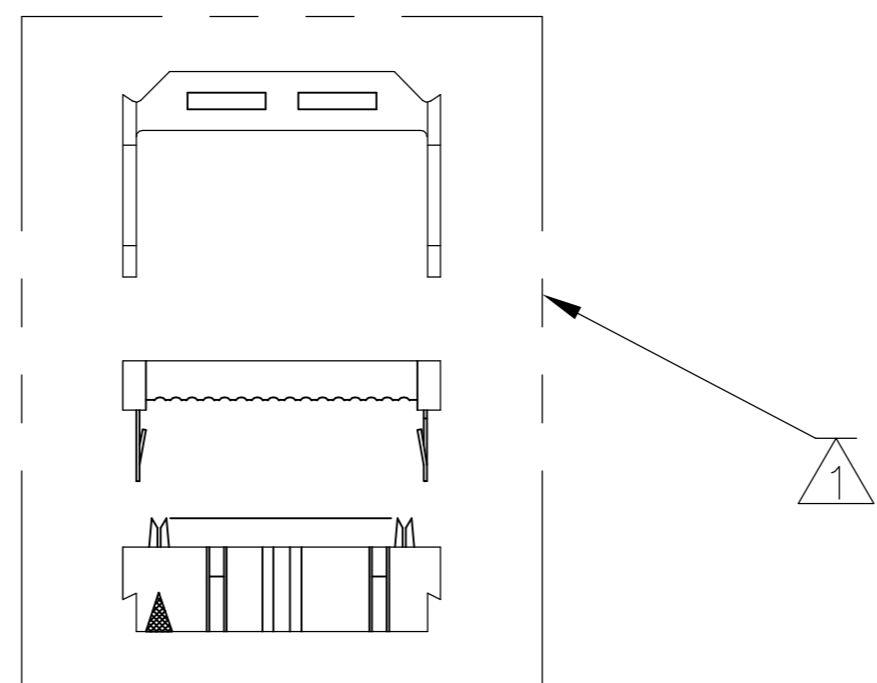
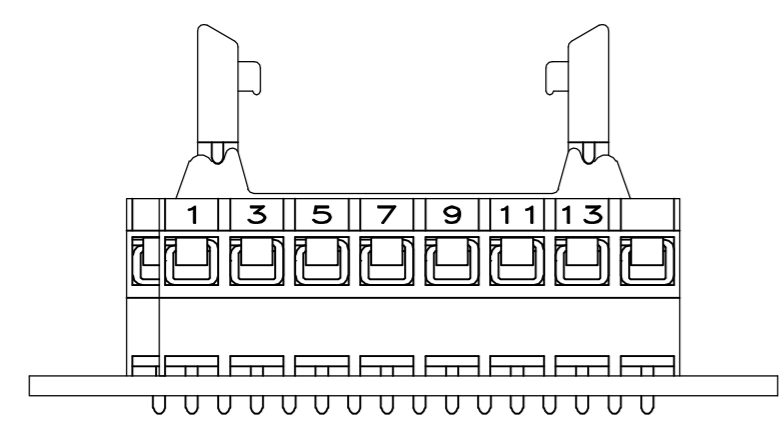
**TERMINAL BLOCK:**  
 MATERIALS:  
 HOUSING: THERMOPLASTIC NYLON, BLACK, 94V-0.  
 TERMINALS: COPPER ALLOY, TIN PLATED.  
 SCREWS: 3M, BRASS, NICKEL PLATED

**ELECTRICAL:**  
 RATING: 10A, 300V(UL).

**MECHANICAL:**  
 WIRE RANGE: 14-22 AWG.

**MOUNTING:**  
 MATERIALS:  
 MOUNTING: 2TK2 AND 2TK2D SERIES SNAPTRACK (SOLD SEPARATELY).

- ① ALL CONNECTOR/STRAIN RELIEF COMPONENTS TO BE SHIPPER LOOSE AND UNASSEMBLED.
- ② CATALOG NUMBER MARKED HERE.
- ③ CONTAINS NO TIN-LEAD PLATING.



THIS DRAWING IS A CONTROLLED DOCUMENT.		DWN M.S. FEHER 01APR2004	<b>tyco</b> <b>Electronics</b> Tyco Electronics Corporation Harrisburg, PA 17105-3608			
DIMENSIONS: INCHES		CHK S. YODER 01APR2004				
TOLERANCES UNLESS OTHERWISE SPECIFIED:		APVD S. YODER 01APR2004	NAME 2M16FC ASSEMBLY			
0 PLC ± - 1 PLC ± .1 2 PLC ± .01 3 PLC ± - 4 PLC ± - ANGLES ± - FINISH -		PRODUCT SPEC -	SIZE A2	CAGE CODE 00779	DRAWING NO. 1-1437684-1	RESTRICTED TO -
MATERIAL -		WEIGHT -	SCALE NTS		SHEET 1 of 1	REV A
		CUSTOMER DRAWING				